













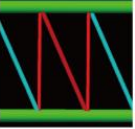









**DAMA**

**DPC Series**  
5 Axes CNC Pipe Bevel Cutting Machine

ISO9001:2000



**APPLICATION**

Main Only						
	Chop-Chop	Elbow	Y-Panel	Silhouette	R-Branch	
Branch Only						
	F-Branch	C-Branch	E-BranchIP	S-Branch		
Main and Branch Truss Panels						
	N-Panel	W-Panel	M-Panel	X-Panel	K-Panel	M-Branch
Programmed Parts						
	Model A	Model B	Model C	Model D	Model E	Model F

### SPECIFICATIONS

Model	DPC V-600	DPC V-800	DPC V-1000	
<b>Pipe Diameter Cutting Range</b> (Chuck 3 Jaw) (Plasma Max Thickness 25mm)	ø50 mm - ø630 mm	ø50 mm - ø800 mm	ø50 mm - ø1000 mm	
<b>Pipe Effective Cutting Length</b>	6050 mm+ (X)			
<b>Pipe Cutting Machine Space</b> (W x H x L)	2950 x 2500 x 8230 mm			
<b>CNC Control</b>	FASTPCB (5 Axes)			
	Stroke (mm)	Rapid Speed	Position Accuracy	Repeatability Accuracy
<b>X (Longitudinal Axis)</b>	6300 mm+ (X)	9 M/min	0.15 mm	0.15mm
<b>Z (Lifter Axis)</b> with Mechanical Height Sensor	420 mm+ (200 or 400mm)	1 M/min	0.15 mm	0.15mm
<b>A (Rotation Axis)</b>	no limit	(D600) 30 rpm	0.5°	±0.5°
<b>B (Z, Y Plane) (Bevel)</b>	tilt degree ±60°	180°/sec	0.5°	±0.5°
<b>C (Z, X Plane) (Bevel)</b>	tilt degree ±60°	180°/sec	0.5°	±0.5°
<b>Fork Lifter (Pipe Support)</b>	3 sets (Standard for 6M)			
<b>Pipe Cutting Software</b>	FastPIPE + FastFRAME			
<b>Plasma</b>	By Customer's Request			
<b>Option</b>	1. Oxy-Fuel Cutting Kit 2. Zinc Powder Marking 3. Cutting Length Extension Unit : Per 3000 mm/unit (X) 4. Fork Lifter (Pipe Support) 5. Fume Collector & Filter			

This information is subject to change without prior notice.